

# 2021 MKS DANCE CONCERT PACKET

## - QUICK CHECK LIST -

- Read this Dance Concert Packet** & Mark Your Calendar! Woo hoo! 😊

### PAGE 2

- PRACTICE! PRACTICE! PRACTICE!** and if unable to come to a class, please let the Front Desk know & schedule a make-up if possible. Visit BAND for song files & videos!
- CLASS VOLUNTEERS & CHECK-IN CREW SIGN-UPS:** Sign up today at SignUp.com!  
<http://signup.com/go/8wKxBa>
  - Attend **Meeting** on **Sat 5/15 12:30-1:30** on **Zoom** if you are signed up.
- COSTUMES: handed out Mon 4/12 - May!** Costumes only to be worn for photos & Dance Concert performances!
  - COSTUME INFO SHEETS:** Get any needed items – **TIGHTS, shoes, leotards**, etc. See the Costume Information Sheet to get the correct type/color. Hang up and steam costumes. **Write your name in/on EVERYTHING!**

### PAGE 3

- PHOTO NIGHTS at MKS:** Mon 5/10, Tues 5/11, Wed 5/12, Thurs 5/13  
No PM classes, but AM classes are still in session. Fri & Sat classes also in session. Photo times are on your Costume Info Sheet, & the photo schedule is on our website.
- HELPFUL DANCE CONCERT REMINDERS**

### PAGE 4

- HAIR BUN:** How-To Sheet

### PAGE 5

- STAGE MAKE-UP:** Info & Diagram, **HELPFUL DANCER KIT:** List of ideas

### PAGE 6

- DRESS REHEARSALS at MKS during regular class time:** Please arrive with costume on & hair and make-up done.

### PAGES 7 / 8 / 9

- DANCE CONCERT PERFORMANCES at St. Dominic High School Auditorium:**  
**31 St. Dominic Dr., O'Fallon, MO 63366 - Enter at the South side doors down the stairs**  
Please arrive with hair and make-up done & in a cover-up with proper tights, costume on or costume in a garment bag or covered with a white trash bag. Pack a water bottle & non-messy, snack if desired. Please **NO NUTS!** For the safety of all of our students, the Dance Concert is a NUT-FREE ZONE!



## CLASS ATTENDANCE & PRACTICING RESOURCES

We want our students to be successful in class and during the performance! Class attendance is very important this time of year as the dancers prepare for the concert. Please make every effort to be at all classes!

If a dancer does need to miss class, please call 636-978-3321 to let us know! The Front Desk is happy to help schedule a make-up class.



## CLASS VOLUNTEER & CHECK-IN CREW SIGN-UPS

- **WHAT IS A CLASS VOLUNTEER (also known as "Backstage Mom") & THE CHECK-IN CREW?**  
A CLASS VOLUNTEER is a mom (or aunt, or grandma, or sister, etc...) who helps out backstage. It is a great way to be involved and share in this exciting experience with your child!  
The Check-In Crew helps to facilitate the drop off process for families at the Check-In Table.
- **WILL I BE ABLE TO SEE MY CHILD DANCE IF I AM A CLASS VOLUNTEER?**  
You will be able to see your child's dance even if you help during their show! The way it is organized, your class will be with a runner a couple dances before your child goes onstage. You have plenty of time to go to the auditorium to see your child dance!
- **CLASS VOLUNTEER/CHECK-IN CREW INFORMATIONAL MEETINGS**  
Find out more about being a Class Volunteer or part of the Check-In Crew on **Sat, May 15 from 12:30-1:30pm**. The meetings will be held via Zoom. The meeting will be recorded and posted on the Dance Concert page of our website.



## COSTUMES HANDED OUT @ MKS

- All costumes that have come in will be handed out starting mid-April - **Mon 4/12 - Sat 4/17**. Parents are invited to come to class this week!
- Costumes will continue to be handed out through May as needed.
- **Costume Information Sheet** are available on the Dance Concert page of our website with all costume & hair details.
- Costumes are only to be worn for photos & Dance Concert weekend!
- Please hang up and/or steam costumes as needed.
- **Write your name in/on or label EVERYTHING! All costume pieces, shoes, tights, etc.**



## CLASS & INDIVIDUAL PHOTOS @ MKS -Mon 5/10, Tues 5/11, Wed 5/12, Thurs 5/13

- **DATES:** Please see your Costume Info. Sheet or the Photo schedule for your child's day/time.  
**No classes will be held on these evenings. Morning classes are still in session.**  
All class members are welcome, regardless of participation in the Dance Concert. We want to include all students in our class photo! If you have a conflict that cannot be avoided, please let us know ahead of time - stop by the Front Desk or call 636-978-3321.
- **ORDER INFO:**  
**Check your email for order information from Trotter Photo.**  
Please note, Sibling/Friend photos are allowed as "individual" photos.
- **TIME:** Arrive at MKS 10-15 minutes prior to your scheduled picture time with your dancer dressed and ready to go. This allows time for you to apply touch-ups as needed.
- **MAKE-UP & HAIR:** Use regular if any, make-up for photos - NOT stage make-up! Hair can be done however you would like. These photos are for you, so feel free to do hair in curls or cute up-dos, etc.
- **COSTUME:** Students must arrive in their costume, ready for the photo 10-15 minutes before your class photo time. Please remember to wear your assigned tights (**see your Costume Information Sheets**)!

### HELPFUL DANCE CONCERT REMINDERS:

- **Concert T-Shirts** – The online Store is open now through 5/15, with delivery early June!
- **NO new ear piercings, manicures, sunburns, or major haircuts prior to the Concert!**
  - Studs that cannot be removed must be covered with band-aids to avoid injury.
  - All nail polish will be removed - please no gel nails.
- **Mark all items** with your name/initials if you want them back. 😊
- **Eat before and/or pack a tidy, nut-free snack and Water Bottle.**
- **Allow enough time** to get there.
- **Please arrive with hair & make-up done, correct tights, shoes, and all costume pieces.**
- **Call 636-978-3321 with any questions.**
- **Get ready to have FUN & dance for Jesus!!**

## HAIR BUN HOW-TO

**Make-up and Hair must be done before arriving to the Dress Rehearsal and Dance Concert.**  
See your Costume Info Sheet for specific Hair Style needed.




**STEP 1 - Put hair into a ponytail - LOW/MEDIUM/HIGH**, depending on where you need the bun to be in the end

- **LOW** - down at nape of the neck
- **MEDIUM** - back middle of the head, same height as nose
- **HIGH** - top corner of the head (not directly on top), visible from front

**HINT:** Do this when hair is wet or damp; using gel is helpful also.

**STEP 2 - Twist the ponytail and wrap it around the base of the ponytail as many times as needed.**

**HINT:** You can divide the hair into multiple sections – twist (and bobby pin) one section at a time. You can braid the hair (or even have multiple braids) before you twist and bobby pin.



**STEP 3 - Pin the bun into place using multiple Bobby Pins, Bun Pins &/or Roller Pins.**

**HINT:** Roller Pins (which are bigger than the normal Bobby Pins or Bun Pins) can be more effective in holding thicker hair in a bun. You can even use a combination of them – for a lot of hair, use the larger Roller Pins first and then use the smaller Bobby Pins and/or Bun Pins to secure smaller sections of hair.

Bobby Pin

Bun Pin

Roller Pin



**HINT:** Put a hairnet that matches the natural hair color around the bun to secure stray hair and to keep the bun contained and sleek. Wrap it around the bun as many times as necessary and use a few small Bobby Pins or Bun Pins to hold it in place. (The hair nets can be used multiple times!)

**STEP 4 - Add any needed hair decoration**

- Use clips to secure hair around the bun – on the side of the head and below the bun as needed to reduce fly-aways.
- Hairspray and/or gel all the hair to maintain the style over time. Hairspray again. 😊
- Add in the needed hair decoration - Read the Costume Info Sheet for placement

**Items used can be found at Wal-Mart, Sally Beauty Supply, etc.**



## STAGE MAKE-UP

**Make-up and Hair must be done before arriving to the Dress Rehearsal and Dance Concert.**

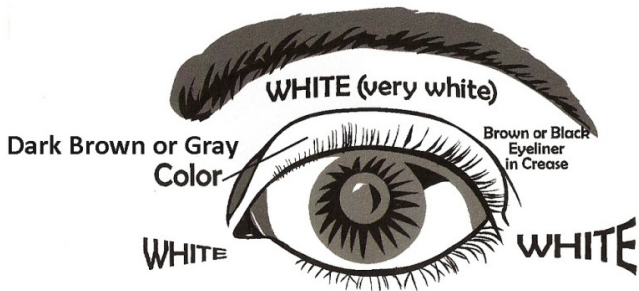
This make-up is intended for stage performance only and NOT intended for Photo Days.

NEW! Skip a trip to the store & Visit [www.BAstar.com](http://www.BAstar.com) for your concert make-up kit this year. Enter the product code below for a great deal on Make-up Kits personalized for MKS students!

Product Code: ZMKSWC

CAUCASIAN  
SKIN TONE

**TMKS** MAKE-UP  
SHEET  
Jesus Reigns!  
Lighter Skin Tone



Black Eyeliner  
top & bottom

Black Mascara  
top & bottom lashes

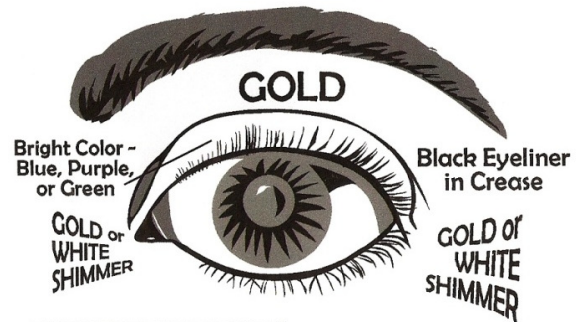
Use Base on ALL of  
face first  
(including lips & eyes)  
for lasting make-up!

CHEEKS - Bright Pink  
LIPS - Very Red

Product Code: ZMKSA A

ASIAN/AFRICAN  
AMERICAN  
SKIN TONE

**TMKS** MAKE-UP  
SHEET  
Jesus Reigns!  
Darker Skin Tone



Black Eyeliner  
top & bottom

Black Mascara  
top & bottom lashes

Use Base on ALL of  
face first  
(including lips & eyes)  
for lasting make-up!

CHEEKS - Bright Pink  
LIPS - Very Red

### Helpful Items to have in a Kit (Remember, put your child's name on EVERYTHING!)

**HAIR:** Brushes, Combs, Hairspray, Hair Gel, Bobby Pins, Hair-colored Clips, Hair Rubberbands, Hair Nets, Spray Bottle with water, Blow Dryer (if needed)

**MAKE-UP:** Eye Shadow, Eye Liner, Mascara, Bright Pink Blush, Red Lipstick, etc., Q-Tips, Tissues, Cotton Balls, Make-up Sponges, Tweezers, Nail Clippers, & Nail Polish Remover, NO Glitter or Glitter Body Spray please

**COSTUMES:** Safety Pins, Scissors, Needle and Thread, ALL Costume Pieces, and Dance Shoes, Extra Tights, Ziploc Bags (large & small), Sharpie Marker to mark costumes, costume glue & other items

**MEDICATIONS/ALLERGIES:** Please send a note with Jrs & Teens; For younger students, their caregiver should administer medicines.

**MISC.:** Pen, Pencil, Band-Aids, Mole Skin for irritating spots on costumes, Tide Wipes/Oxy Spray, and anything that isn't yet listed...

## DRESS REHEARSAL – MON 5/17 – SAT 5/22 @ My King Studio of Dance

2140 Bryan Valley Commercial Dr. O'Fallon, MO 63366



- DRESS REHEARSAL GENERAL INFORMATION (See COSTUME INFO SHEET & TIMELINE for specifics):

Everyone must arrive at the Dress Rehearsal in **FULL hair and make-up, with all costume pieces!**

During their regular class times at the studio, dancers will practice their routine in Studio B/C and classes will watch one another.

- HAIR, MAKE-UP, NAIL POLISH, & JEWELRY:
  - **Hair and make-up should be done before arriving.**
  - **NO BANGS** - All bangs and wispy stray hairs need to be secured tightly off the face with hair-colored clips and a lot of hairspray and/or gel.
  - **Bun Instructions (if applicable):** See the bun-making sheet in this packet for more details.
  - **Suggested hair products:** Got2B Brand – Got2B blue gel for all hair, Got2B “Glued” (in a bright yellow tube) for patting on fly-aways or frizzies – this stuff is thicker than Elmer’s School Glue, but washes out easily!
  - **Hair decorations** must be secured tightly around a bun or ponytail with bobby pins or clips.
  - **For girls, please apply Stage Make-up.** The lack of make-up washes out skin color and facial features under the bright stage lights. See the make-up sheet in this packet for more details and watch the Make-Up Demonstration video online on the Dance Concert page of the MKS website. Visit [www.BAstar.com](http://www.BAstar.com), Click "MAKEUP KITS" and look for the My King Studio kits. This is stage make-up and is offered at a great price.
  - **For boys:** Please apply some cheek color with a touch of lip color as well, so that their facial features are not completely washed out under the bright stage lights. There will be someone available at the concert to help with this.
  - **NO COLORED NAIL POLISH!** Remove all colored nail polish from fingers (and toes if the performer will be barefoot) before bringing them to the auditorium. Clear polish is okay. No gel nails.
  - **NO JEWELRY!** Please leave Jewelry and other valuables at home for safe-keeping. New studs (or studs that cannot come out if the holes will close) must be covered with small, flesh-colored band-aids. Send a few extra in case they fall off.
  - **NO GLITTER!** No Body, Hair, or Make-Up Glitter.

## PERFORMANCES – Tues 5/25, Wed 5/26, & Thu 5/27 @ St. Dominic Auditorium

31 St. Dominic Dr. O'Fallon, MO 63366

**SHOW TIMES – Tuesday 5:00 and 7:30** }  
**Wednesday 5:00 and 7:30** } **FREE Admission**  
**Thursday 5:00 and 7:30** }



- CONCERT GENERAL INFORMATION (See [COSTUME INFO SHEET & TIMELINE](#) for specific class details):

**Everyone must arrive at the Dance Concert in FULL hair and make-up, with all costume pieces**

**DANCERS** - The dancers will be in their assigned backstage dressing areas with their class volunteers during the show. All dancers need to stay until the end of their show(s) for the Final Bow. If your child has an activity that they like to do while waiting backstage (coloring, a game, etc.), please send it with your child.

**FOOD** - Please have your child eat before arriving and send a snack for your child if you think they will get hungry. No food or drink is allowed in the auditorium.

**Reminder!! NO NUTS!** For the safety of all of our students, it is a NUT-FREE ZONE!

**ALLERGIES** - Please alert someone at the Check-In Table of any allergies or special needs that your child's wardrobe mistress may need to know about in order to better help your child. The Check-In Crew will pass that information along.

- CONCERT AUDIENCE SEATING:

Parents, friends, and family are welcome, and there are no tickets to purchase! **Please check your email for the current specific seat allotment amounts per performer per show.** (As of 5/13/21, we are allowing 2 audience members per performer per show.) Audience guests will need to check in at the door letting the ushers know who they are there to see.

Seating is on a first come, first serve basis, so arrive early to get a good seat.

The house will open 35 minutes before the show start time - i.e. 4:25pm for the 5:00pm Show & 6:55pm for the 7:30pm Show. No saving or reserving of seats will be allowed.

The show will also be live-streamed (more info to come!) at no cost to you this year, and every student will receive a digital download of their performance that was included in your Dance Concert Fee.

We are estimating that the shows this year will each be around 1 hour and 15 minutes long.

- CONCERT SECURITY:

- Check-In at the Check-In Table. The person dropping off the student (age 3-5, 5-8, 6-8, 8-11) will be given a ticket for their child. After the show, only 1 female adult with the ticket will be allowed in the backstage dressing area to pick up their dancer. The ticket must be turned in to the Class Volunteer before students can leave. We want to keep our students safe and allow them to change with privacy. We encourage families to greet their dancers in the foyer of the auditorium or outside after the show.
- There will be no intermission. No family or friends are allowed backstage or in dressing rooms at any time during the shows to maintain professionalism & for security reasons.

- COSTUMES, SHOES, HAIR, MAKE-UP, NAIL POLISH & JEWELRY:

All of the information from the Dress Rehearsal applies to the Concerts. (see previous page)

- CONCERT VIDEOTAPING:

Videotaping is not allowed during the actual performances. Digital copies of the professionally recorded videos will be emailed to families after the Dance Concert. More info to come.

- CONCERT PHOTOGRAPHY: Please note that NO flash photography will be permitted – this adversely affects the integrity of the professional videography.

# TIMELINE FOR PERFORMANCES

## 5:00 / 7:30 Concerts

### 5:00 / 7:30

3:30 / 6:00

3:45 / 6:15

**4:00 / 6:30**

**4:15 / 6:45**

**4:30 / 7:00**

**4:45 – 5:00 / 7:15 – 7:30**

4:15 / 6:45

5:00 / 6:00

4:25 / 6:55

4:45 / 7:15

6:30-ish / 9:00-ish

Check-In Crew Members arrive

Class Volunteers arrive & set up

**Juniors, Teens & Adults arrive & check in**

**Students in the 8-11, 8-Tn, & Adv classes arrive & check in\***

**Students in the 3-5, 5-8 & 6-8 classes arrive & check in\***

**Special Needs classes arrive & check in\***

Onstage warm-up & prayer for Teens & Adults

The Check-In Crew may leave their post

The house opens for audience members to take their seats

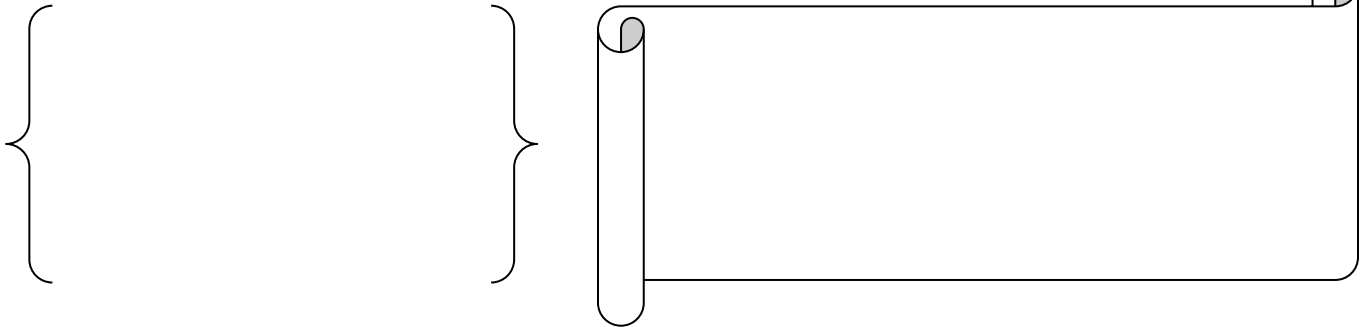
Pre-show prayer in hallway for 3-5, 5-8, 6-8, 8-11 & Junior Classes

Class Volunteers may leave once all students have been

picked up by 1 female adult and the dressing area is tidy.

**\* One female adult gets a ticket for student pick up.**

## NOTES & REMINDERS:



---

---

---

---

---

---

---



## NUT-FREE DANCE CONCERT INFORMATION

Dance concert weekend is Nut-Free for the safety of our students who have these life-threatening allergies. I have children with mild food allergies, but there were so many things I was not even aware of until I learned more about these severe allergies!



I just wanted to clarify a few things for you as you are getting packed and ready for the excitement ahead, so that you can plan & pack your snacks/meals accordingly -

- We have **multiple students with severe, life-threatening, nut allergies**, so it is imperative to check your snacks to see that they do NOT contain nuts. There is usually a listing in bold at the end of the ingredient list on food packaging that will highlight potential allergens.

- **If you are eating nuts prior to coming to the high school at any point during Dance Concert**, please wash your hands thoroughly with soap & water before touching door knobs & entering the building. Even the dust and oil from nuts left on your hands or a surface can trigger an allergic reaction.

- **Please be creative in finding other alternative healthy snacks for students.** I understand that nuts are a healthy & quick way for many people to get protein, so this may be an inconvenience for some. There are websites that share allergy information and ideas. One website is [www.snacksafely.com](http://www.snacksafely.com). If packing something from a list of suggestions, it is always best to double-check labels, as many times ingredient lists can vary and change.

- Be aware of food from restaurants that may deep-fry items in peanut oil - here are a just few surprising examples from an article I found online at <https://firstquarterfinance.com/restaurants-that-use-peanut-oil/>

- **Chick-fil-A:** Chick-fil-A uses peanut oil on its breaded chicken.
- **Five Guys:** Five Guys uses peanut oil on french fries.
- **Jimmy John's:** Jimmy John's uses peanut oil on Jimmy kettle cooked chips.
- **Subway:** Subway uses peanut oil on carved turkey.

- Lastly, students with allergies should not be sharing food. They will know this and politely decline if you offer them a snack with a potential allergen. Please do not be offended and be sure to take note of who they are, so that you can be extra careful with food around them. :)

One year, I witnessed one of our dancers struggling to breathe during an allergic reaction to nuts. Her family opted to not use the EpiPen, because once it is administered, a person MUST go to the hospital. She wanted to stay and finish out her performances. They were able to manage it with a LOT of Benadryl (she took a nap between dances...). We would love for anything like this to be avoided at all costs in the future!!

Thank you SO MUCH for helping to keep our dancers safe and helping to make this a fun and enjoyable weekend!

- Michelle Revelle, MKS Studio Director